



**VALDOSTA STATE UNIVERSITY
OFFICE OF INSTITUTIONAL RESEARCH
ENROLLMENT UPDATE—Summer 2016**

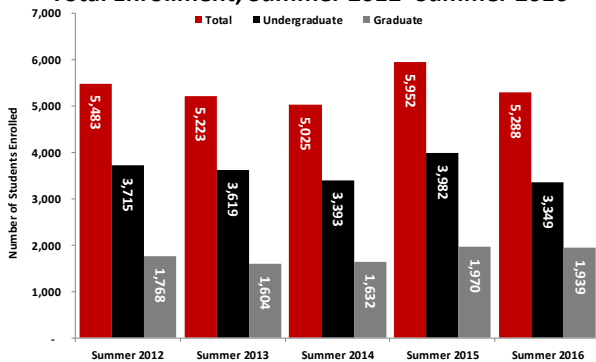
1500 N. Patterson St. Valdosta, GA 31698 • Phone (229) 333-7831
http://www.valdosta.edu/administration/institutional-research



This information has been compiled by the Office of Institutional Research in an effort to provide useful and timely information to the Valdosta State University community. This information will be updated each semester, upon the availability of official data. Please contact the Office of Institutional Research with any questions regarding this.

Summer 2016 Enrollment

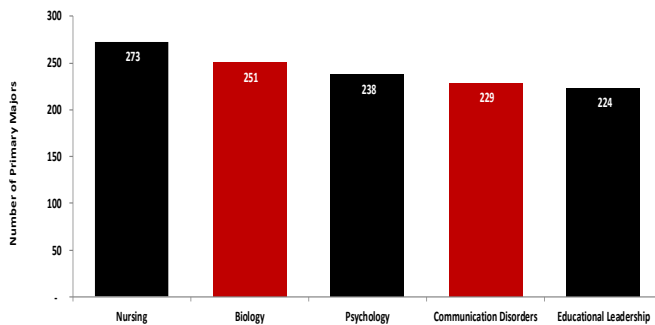
Total Enrollment, Summer 2012–Summer 2016



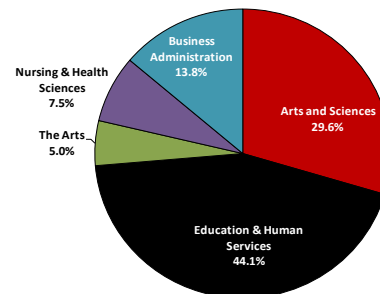
Total Enrollment by Gender and Ethnicity, Summer 2016

Ethnicity	Female	% of Female	Male	% of Male	Total	% of Total
American Indian/ Alaskan Native	2	0.1%	6	0.3%	8	0.2%
Asian	69	2.0%	83	4.6%	152	2.9%
Black	1,030	29.5%	490	27.3%	1,520	28.7%
Hawaiian/ Pacific Islander	3	0.1%	-	0.0%	3	0.1%
Hispanic	135	3.9%	88	4.9%	223	4.2%
Multiracial	86	2.5%	46	2.6%	132	2.5%
Unknown	27	0.8%	23	1.3%	50	0.9%
White	2,144	61.3%	1,056	58.9%	3,200	60.5%
Total	3,496	100.0%	1,792	100.0%	5,288	100.0%

Total Enrollment by 5 Largest Declared Majors, Summer 2016

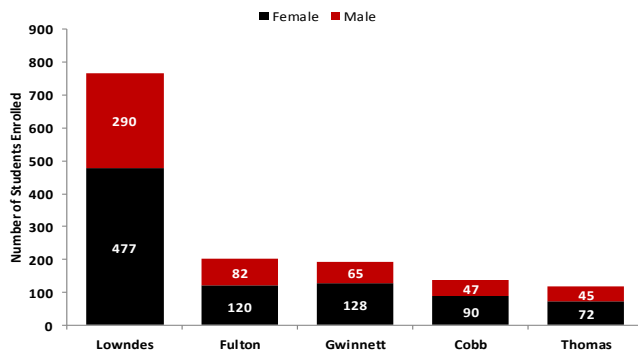


Total Enrollment by College, Summer 2016

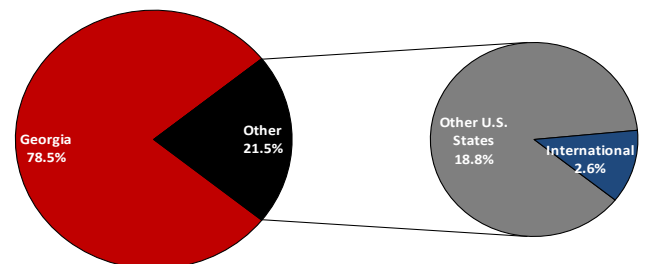


Note: The College of Arts & Sciences includes undecided majors. Pre-business students are included in Business Administration. Pre-nursing students are included in Nursing.

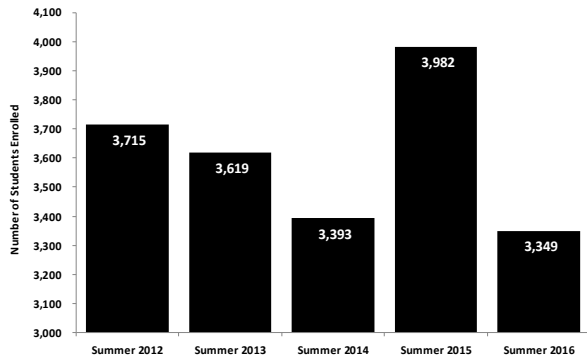
Total Enrollment by Georgia Counties with Highest Enrollment and Gender, Summer 2016



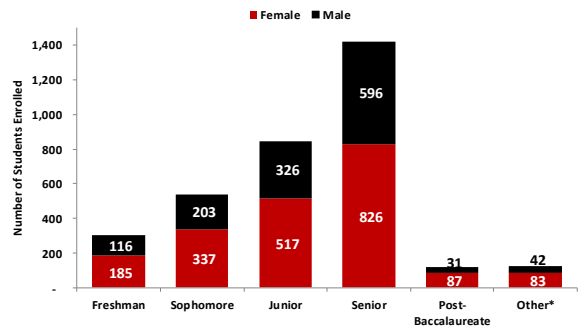
Total Enrollment by Residency, Summer 2016



Undergraduate Enrollment, Summer 2016

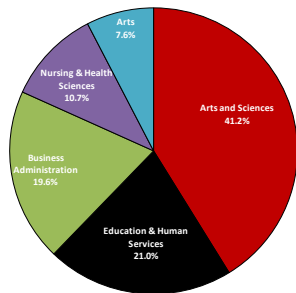


Undergraduate Enrollment by Classification and Gender, Summer 2016



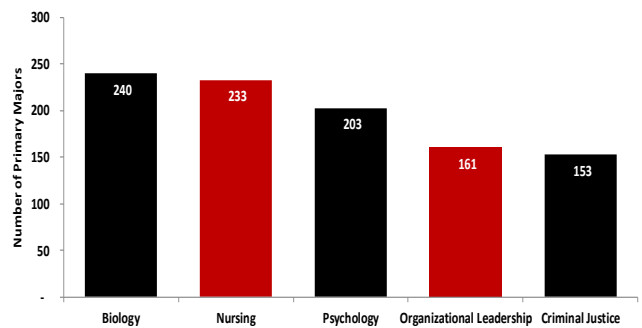
* Includes Joint Enrolled, Transient, and Other.

Undergraduate Students by College, Summer 2016

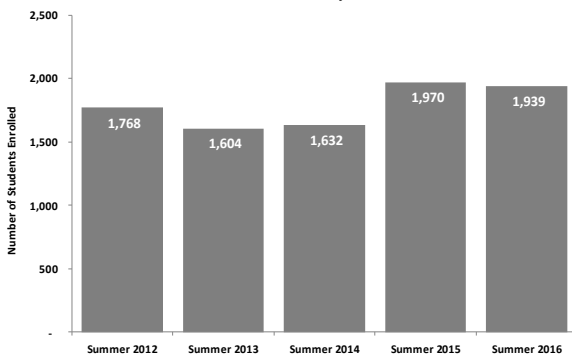


Note: The College of Arts & Sciences includes undecided majors. Pre-business students are included in Business Administration. Pre-nursing students are included in Nursing.

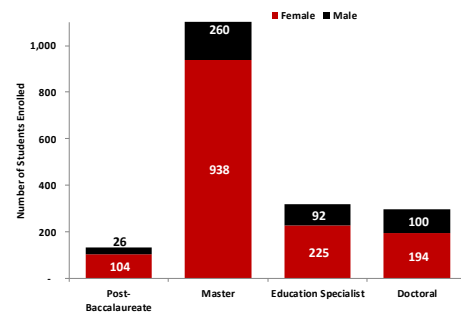
Undergraduate Students by 5 Largest Declared Majors, Summer 2016



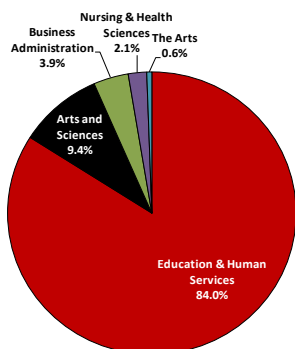
Graduate Enrollment, Summer 2016



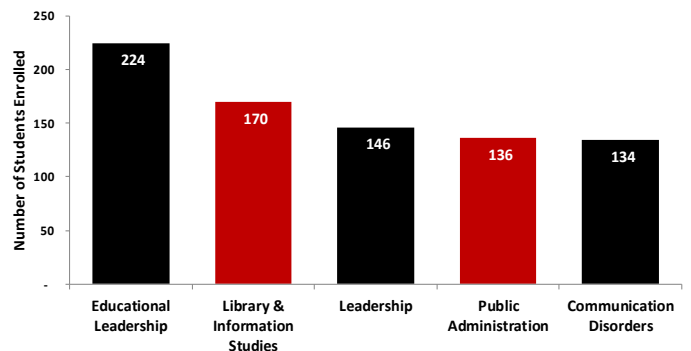
Graduate Enrollment by Classification and Gender, Summer 2016



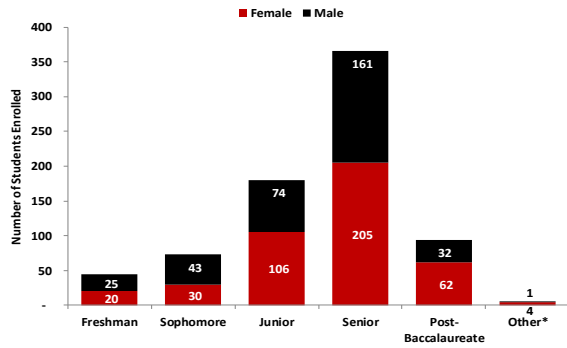
Graduate Enrollment by College, Summer 2016



Graduate Students by 5 Largest Declared Majors, Summer 2016

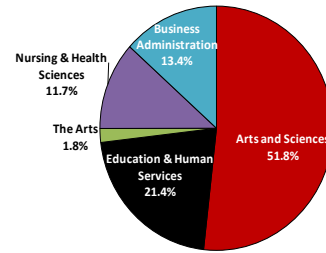


Undergraduate Adult Learners by Classification and Gender, Summer 2016

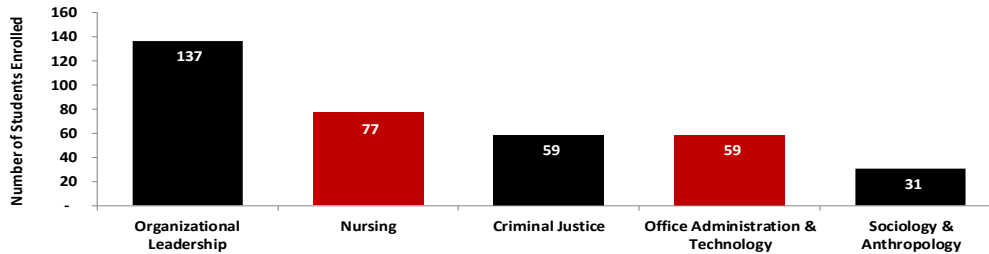


*Includes Joint Enrolled and Transient.

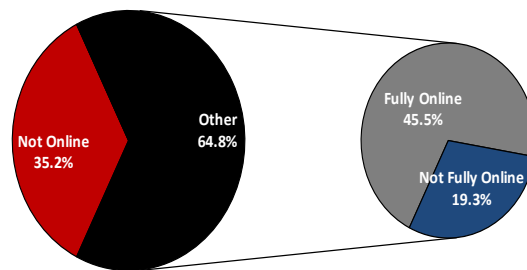
Undergraduate Adult Learners by College Summer 2016



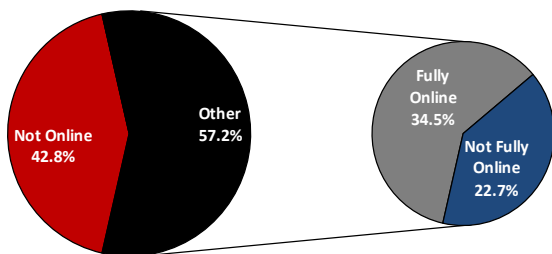
Undergraduate Adult Learners by 5 Largest Declared Majors, Summer 2016



Total Enrollment for Distance Learning, Summer 2016



Undergraduate Enrollment for Distance Learning, Summer 2016



Graduate Enrollment for Distance Learning, Summer 2016

